

# StackPulse Controller Order Form

CITO WILL ASSIGN

ITEM: SPC \_\_\_\_\_ - \_\_\_\_\_ V  
 MODEL: SPC \_\_\_\_\_ - \_\_\_\_\_ - \_\_\_\_\_  
ZONES VOLTAGE MOUNT IN OUT VERSION

QTY: \_\_\_\_\_ P.O.# \_\_\_\_\_

COMPANY : \_\_\_\_\_  
 NAME: \_\_\_\_\_  
 TEL: \_\_\_\_\_ - \_\_\_\_\_  
 FAX: \_\_\_\_\_ - \_\_\_\_\_  
 E-MAIL: \_\_\_\_\_

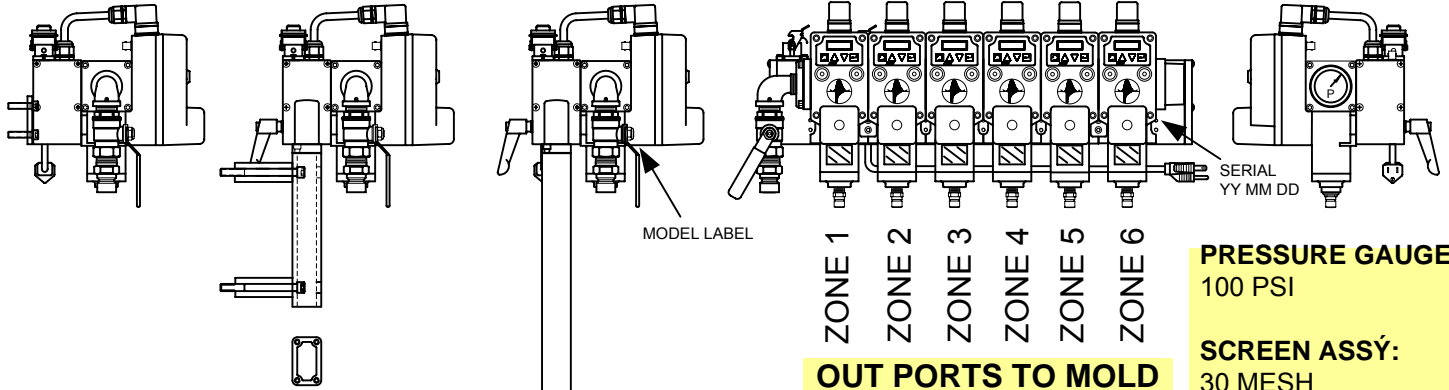
SHIPPING : \_\_\_\_\_ SHIPPING DATE \_\_\_\_\_  
 SHIP TO: \_\_\_\_\_  
 CITY: \_\_\_\_\_ STATE: \_\_\_\_\_  
 ZIP: \_\_\_\_\_ COUNTRY: \_\_\_\_\_  
 APPROVED BY: \_\_\_\_\_ DATE: \_\_\_\_\_

NOTE: ORDER RETURN MANIFOLD AND FITTINGS SEPARATELY

**WALL MOUNT**

**SIDE MOUNT**

**POST MOUNT**



**PRESSURE GAUGE:**  
100 PSI  
**SCREEN ASSY:**  
30 MESH

**MOUNTING TYPE**

- \_\_\_\_\_ POST MOUNT 120 VAC
- \_\_\_\_\_ SIDE MOUNT 120 VAC
- \_\_\_\_\_ WALL MOUNT 120 VAC
- \_\_\_\_\_ POST MOUNT 240 VAC
- \_\_\_\_\_ SIDE MOUNT 240 VAC
- \_\_\_\_\_ WALL MOUNT 240 VAC
- \_\_\_\_\_ 24 VAC / VDC (MACHINE POWERED)

**TURBINE**

- \_\_\_\_\_ FLOW WINDOW (FWA-0903)
- \_\_\_\_\_ HIGH FLOW (RTA-3903) 3 BLADES
- \_\_\_\_\_ LOW FLOW (RTA-3191) 3 BLADES
- \_\_\_\_\_ L-LOW FLOW (RTA-3051) 6 BLADES
- \_\_\_\_\_ FLOW INDICATOR (RTA-6903) 6 BLADES

**IN / OUT WATER CONNECTION**

SUPPLY	2 = 1/2"	3 = 3/4"	4 = 1"	5 = 1-1/4"	6 = 1-1/2"								
OUTPORTS	2	3	4	5	A	B	C	D	E	F	G	H	I
ZONE 1	1/2"	3/4"	1"	1-1/4"	(4)1/8"	1/8"	(4)1/4"	(2)1/4"	1/4"	(4)3/8"	(2)3/8"	3/8"	(2)1/2"
ZONE 2	1/2"	3/4"	1"	1-1/4"	(4)1/8"	1/8"	(4)1/4"	(2)1/4"	1/4"	(4)3/8"	(2)3/8"	3/8"	(2)1/2"
ZONE 3	1/2"	3/4"	1"	1-1/4"	(4)1/8"	1/8"	(4)1/4"	(2)1/4"	1/4"	(4)3/8"	(2)3/8"	3/8"	(2)1/2"
ZONE 4	1/2"	3/4"	1"	1-1/4"	(4)1/8"	1/8"	(4)1/4"	(2)1/4"	1/4"	(4)3/8"	(2)3/8"	3/8"	(2)1/2"
ZONE 5	1/2"	3/4"	1"	1-1/4"	(4)1/8"	1/8"	(4)1/4"	(2)1/4"	1/4"	(4)3/8"	(2)3/8"	3/8"	(2)1/2"
ZONE 6	1/2"	3/4"	1"	1-1/4"	(4)1/8"	1/8"	(4)1/4"	(2)1/4"	1/4"	(4)3/8"	(2)3/8"	3/8"	(2)1/2"

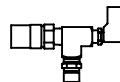
**SENSOR SELECTION ----- NOTE: ORDER SENSOR SEPARATELY -----**

**SENSORS (SPECIFY)**



QTY	PART NUMBER
_____	_____
_____	_____
_____	_____
_____	_____

**EXTERNAL WET PROBE**



QTY	PART NUMBER
_____	EWQ-2-20-2-9C 1/4" C SERIES
_____	EWQ-3-20-3-9C 3/8" C SERIES
_____	EWQ-4-20-4-9C 1/2" C SERIES

**CONNECTION CABLE**



QTY	PART NUMBER
_____	ACC-BB-012 1ft
_____	ACC-BB-024 2ft
_____	ACC-BB-036 3ft
_____	ACC-BB-048 4ft
_____	ACC-BB-096 8ft
_____	ACC-BB-144 12ft



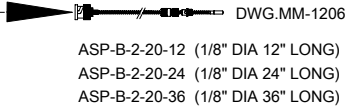
Products, Inc. N8779 Hwy. X Watertown, WI 53094 Tel (920) 261-2606 Fax (920) 261-1350

www.pulsecooling.com

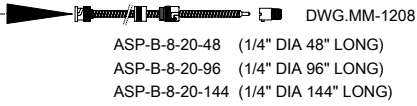
14-CITO-MODELS-PN7MODELS-SPC

# SENSOR SELECTION

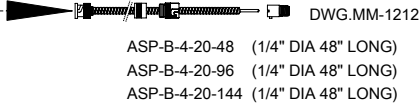
## 1/8" ARMORED SPRING PROBE 1/8 x .5" LONG TIP



## 1/4" ARMORED SPRING PROBE 1/4" BODY 1/8" x.3 TIP



## 1/4" ARMORED SPRING PROBE 1/8" x 1" LONG TIP



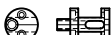
## ARMORED CONNECTION CABLE - BB



- ACC-BB-012 12" LONG
- ACC-BB-024 24" LONG
- ACC-BB-036 36" LONG
- ACC-BB-048 48" LONG
- ACC-BB-096 96" LONG
- ACC-BB-144 144" LONG

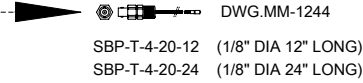


3/16" SENSOR GUIDE  
 SGI-6-875-1.5

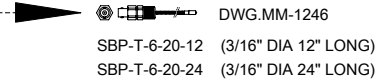


1/4" SENSOR GUIDE  
 SGI-8-1500-2

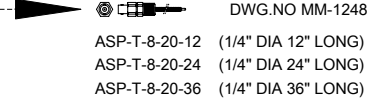
## 1/8" DIA. SPRING BEAD PROBE "T" TYPE



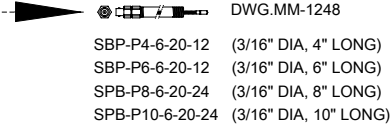
## 3/16" DIA. SPRING BEAD PROBE "T" TYPE



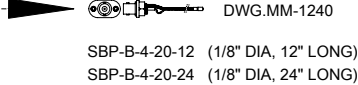
## 1/4" ARMORED SPRING PROBE "T" TYPE



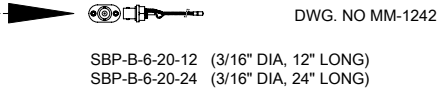
## 3/16" PIPE SPRING BEAD PROBE (BNC) "P" TYPE



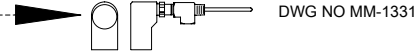
## 1/8" DIA. SPRING BEAD PROBE "B" TYPE



## 3/16" DIA. SPRING BEAD PROBE "B" TYPE

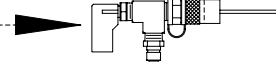


## INTERNAL WET PRO



- IWF-4-20-03-1 (3" LONG, 1/8" FITTING)
- IWF-4-20-06-2 (6" LONG, 1/4" FITTING)
- IWF-4-20-09-3 (9" LONG, 3/8" FITTING)
- IWF-4-20-12-4 (12" LONG, 1/2" FITTING)
- IWF-4-20-15-4 (15" LONG, 1/2" FITTING)

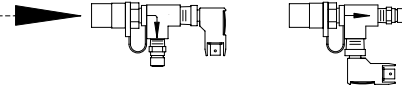
## INTERNAL WET PRO (QUICK DISCONNECT)



- IWQ-4-20-03-1 (3" LONG, 1/8" FITTING)
- IWQ-4-20-06-2 (6" LONG, 1/4" FITTING)
- IWQ-4-20-09-3 (9" LONG, 3/8" FITTING)
- IWQ-4-20-12-4 (12" LONG, 1/2" FITTING)
- IWQ-4-20-15-6 (15" LONG, 3/4" FITTING)
- IWQ-4-20-18-8 (18" LONG, 1" FITTING)

## EXTERNAL WET PRO

9 = 90 DEG      0 = STRAIGHT



- EWQ-2-20-2-XC (1/4" C SERIES)
- EWQ-3-20-3-XC (3/8" C SERIES)
- EWQ-4-20-4-XC (1/2" C SERIES)
- EWQ-6-20-6-XS (3/4" S SERIES)
- EWQ-8-20-8-XS (1" S SERIES)

"C" SERIES (USE END SEAL)

"S" SERIES (USE "O" RING SEAL)

