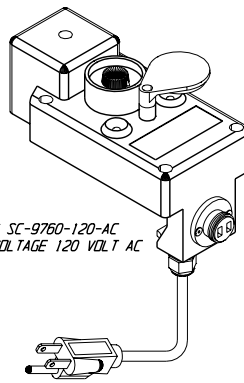
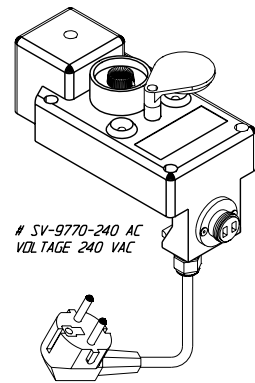


TOP COVER ASS'Y



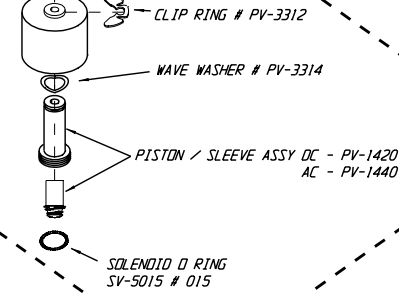
SC-9760-120-AC
VOLTAGE 120 VOLT AC



SV-9770-240 AC
VOLTAGE 240 VAC

TOP ASS'Y
REBUILD KIT
SF-977 X X

PILOT VALVE ASSEMBLY
SV-9310-XX



CLIP RING # PV-3312

WAVE WASHER # PV-3314

PISTON / SLEEVE ASSY DC - PV-1420
AC - PV-1440

SOLENOID O RING
SV-5015 # 015

(10) 10-32 X 1-1/2" ST ST SHCS
SV-3334

(6) WASHER
SV-3420-7 # 10 ST ST

(4) 1/4-20 X 2 1/2" SHCS # SF-3332

REBUILD KIT
SF-9820



DRIFICE O RING
SV-5206
DRIFICE SV-3924

DIAPHRAGM ASS'Y
SV-1260

(8) 1/4-20 SHCS
SF-3320

PRESSURE
GAUGE CAP
0-100 PSI SF-9100
0-160 PSI SF-9160

TEMP. GAUGE CAP
20-200 F SF-9220

SEAT BODY SF-5810

(4) HEX INSERTS SV-3410

(4) SQUARE INSERTS SV-3412

O RING SV-5122

O RING SV-5124

STACKFLOW BODY
SV-5820

(2) O RING
SV-5828

END/PARTITION PLATE
SF-5420

SCREEN ASS'Y
COARSE SF9120
MEDIUM SF9130
FINE SF-9140

(2) O RINGS SF-5221

3 BLADE
HIGH FLOW
RTA-3903

(2) NUT RETAINER SF-5622

(14) 1/4-20 NUTS SF-3340

6 BLADE
L-LOW FLOW
RTA-6051

3 BLADE
LOW FLOW
RTA-3191

SINGLE OUT END CAP
(1) 1/4" SF-3034
(1) 3/8" SF-3028
(1) 1/2" SF-3025
(1) 3/4" SF-3020
(1) 1" SF-3010
1-1/4" SF-3004

(4) 1/4"-20 X 2 1/4"
SHCS ST ST #
SF-3330

VALVE CAP
1/4" VCA-3004
1/2" VCA-3008

SINGLE OUT END CAP
(4) 1/8" SF-3044
(4) 1/4" SF-3040
(4) 3/8" SF-3033

DUAL OUT END CAP
(2) 1/4" SF-3036
(2) 3/8" SF-3030
(2) 1/2" SF-3026