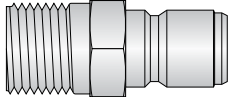
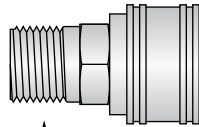
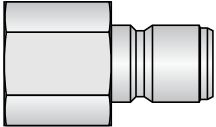
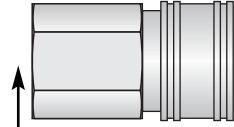
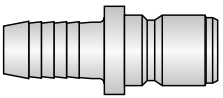
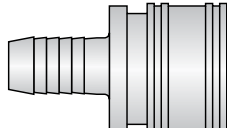
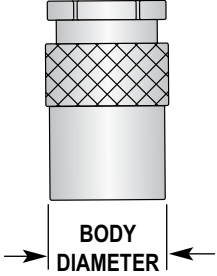
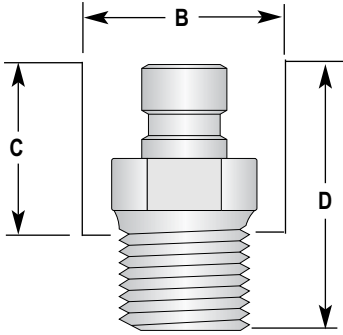
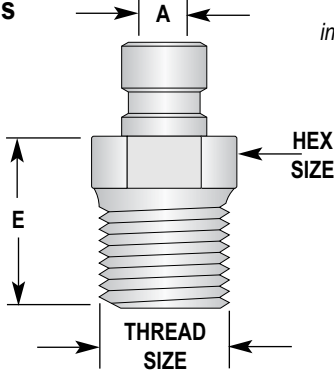
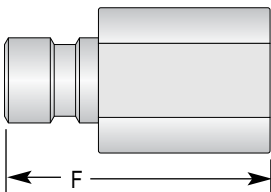


"S" Series Plugs and Couplings

	Male Plug	SIZE	PART NO.	PRICE	 <p>NPT</p>	Male Socket	SIZE	PART NO.	PRICE
	1/4"	MP-04	\$ 1.48	1/4"		MS-04	\$ 4.17		
	3/8"	MP-06	\$ 1.78	3/8"		MS-06	\$ 5.14		
	1/2"	MP-08	\$ 3.14	1/2"		MS-08	\$ 7.42		
	3/4"	MP-12	\$ 5.60	3/4"		MS-12	\$ 14.28		
	1"	MP-16	\$ 12.00	1"		MS-16	\$ 20.56		
	1-1/4"	MP-20	\$ 30.81						
1-1/2"	MP-24	\$ 43.70							
2"	MP-32	\$ 59.94							
	Female Plug	SIZE	PART NO.	PRICE	 <p>NPT</p>	Female Socket	SIZE	PART NO.	PRICE
	1/4"	FP-04	\$ 1.84	1/4"		FS-04	\$ 4.58		
	3/8"	FP-06	\$ 2.30	3/8"		FS-06	\$ 5.52		
	1/2"	FP-08	\$ 3.25	1/2"		FS-08	\$ 7.84		
	3/4"	FP-12	\$ 5.60	3/4"		FS-12	\$ 14.28		
	1"	FP-16	\$ 11.99	1"		FS-16	\$ 20.56		
	1-1/4"	FP-20	\$ 26.88	1-1/4"		FS-20	\$ 55.52		
1-1/2"	FP-24	\$ 43.69	1-1/2"	FS-24	\$ 76.10				
2"	FP-32	\$ 59.39	2"	FS-32	\$ 105.00				
	Hose Plug	SIZE	PART NO.	PRICE		Hose Socket	SIZE	PART NO.	PRICE
	1/4"	*HP-04	\$ 2.57	1/4"		*HS-04	\$ 6.19		
	3/8"	*HP-06	\$ 3.14	3/8"		*HS-06	\$ 6.85		
	1/2"	*HP-08	\$ 6.00	1/2"		*HS-08	\$ 11.14		
	3/4"	*HP-12	\$ 7.85	3/4"		*HS-12	\$ 17.13		
	1"	*HP-16	\$ 17.13	1"		*HS-16	\$ 23.41		
*Use with Hose Clamps				*Use with Hose Clamps					

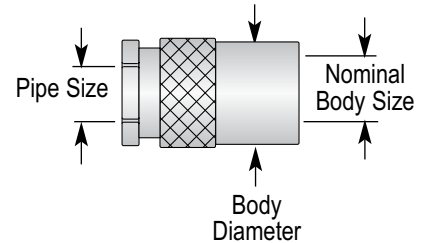
Series "C" Straight Through Plugs

<p>Order information see page 43</p>  <p>BODY DIAMETER</p>	<p>"C" Series - Straight Through Male Plugs</p> 		 <p>HEX SIZE</p> <p>THREAD SIZE</p>		<p>High quality brass connector interchangeable with Parker Moldmate DME, OBAC Mold Tite, etc.</p>						
	<p>USE WITH BODY SIZE</p> <p>NOMINAL BODY SIZE</p> <p>THREAD SIZE</p> <p>HEX SIZE</p>	<p>"A"</p> <p>"B"</p> <p>"C"</p> <p>"D"</p> <p>"E"</p>	<p>PART NO.</p> <p>PRICE</p>								
.704"	1/4"	1/8" - 27	7/16"	.240	.844	.70	.94	.52	CMP-04-02	\$.71	
.704"	1/4"	1/4" - 18	9/16"	.240	.844	.94	1.13	.70	CMP-04-04	\$.80	
.950"	3/8"	1/4" - 18	9/16"	.364	1.00	.94	1.34	.70	CMP-06-04	\$.90	
.950"	3/8"	3/8" - 18	11/16"	.364	1.00	1.14	1.38	.73	CMP-06-06	\$ 1.06	
1.200"	1/2"	1/2" - 14	7/8"	.592	1.25	1.50	1.69	.90	CMP-08-08	\$ 2.46	
<p>"C" Series - Straight Through Plated Steel Female Plugs</p>  <p>F</p>											
	BODY SIZE	THREAD SIZE	HEX SIZE	"F"	PART NO.	PRICE					
	1/4"	1/8" - 27	7/16"	.97	CFP-04-02	\$.88					
	1/4"	1/4" - 18	9/16"	1.28	CFP-04-04	\$ 1.03					
	3/8"	1/4" - 18	9/16"	1.47	CFP-06-04	\$ 1.06					
	3/8"	3/8" - 18	3/4"	1.59	CFP-06-06	\$ 1.97					
	1/2"	1/2" - 14	15/16"	1.77	CFP-08-08	\$ 3.06					

“C” Series Quick Connector Couplings

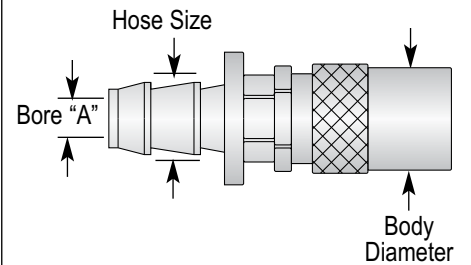
Socket “C” Series

NOMINAL BODY SIZE	BODY DIAMETER	PIPE SIZE	PART NO.	PRICE
1/4"	.704	1/8"	CS-04-02	\$ 3.59
1/4"	.704	1/4"	CS-04-04	\$ 4.72
3/8"	.950	1/4"	CS-06-04	\$ 4.44
3/8"	.950	3/8"	CS-06-06	\$ 5.28
1/2"	1.200	1/2"	CS-08-08	\$ 8.00



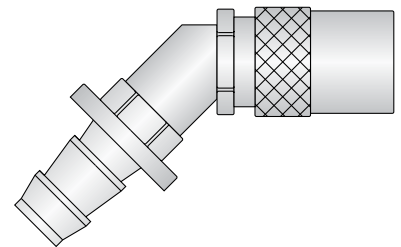
Hose Socket “C” Series

NOMINAL BODY SIZE	BODY DIAMETER	HOSE SIZE	BORE “A”	PART NO.	PRICE
1/4"	.704	1/4"	.238	CHS-04-04	\$ 4.56
1/4"	.704	3/8"	.300	CHS-04-06	\$ 4.72
3/8"	.950	3/8"	.300	CHS-06-06	\$ 5.76
3/8"	.950	1/2"	.408	CHS-06-08	\$ 5.94
1/2"	1.200	1/2"	.408	CHS-08-08	\$12.19



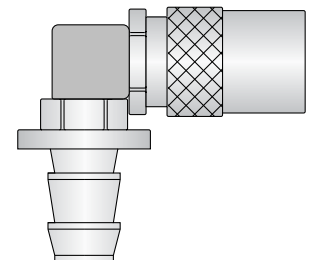
Hose Socket “C” Series 45°

NOMINAL BODY SIZE	BODY DIAMETER	HOSE SIZE	BORE “A”	PART NO.	PRICE
1/4"	.704	1/4"	.238	CHS45-04-04	\$ 6.00
1/4"	.704	3/8"	.300	CHS45-04-06	\$ 6.16
3/8"	.950	3/8"	.300	CHS45-06-06	\$ 7.44
3/8"	.950	1/2"	.408	CHS45-06-08	\$ 10.71



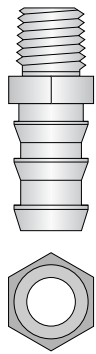
Hose Socket “C” Series 90°

NOMINAL BODY SIZE	BODY DIAMETER	HOSE SIZE	BORE “A”	PART NO.	PRICE
1/4"	.704	1/4"	.238	CHS90-04-04	\$ 6.00
1/4"	.704	3/8"	.300	CHS90-04-06	\$ 6.16
3/8"	.950	3/8"	.300	CHS90-06-06	\$ 7.36
3/8"	.950	1/2"	.408	CHS90-06-08	\$ 7.68
1/2"	1.200	1/2"	.408	CHS90-08-08	\$14.96
1/2"	1.243	3/4"	.408	CHS90-08-12	\$16.40



Hose Fittings

Full Flow - Push-Loc Hose to Male Pipe Fitting (No Clamps Required)



Pipe Thread (in NPT)

Hose Barb
(to fit inside diameter of hose)

Flow Area (Sq. In.)

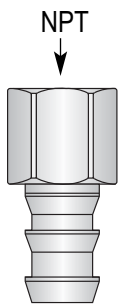
HOSE (INSIDE DIAMETER)	THREAD SIZE	HOLE DIAMETER	FLOW AREA	PART NO.	PRICE
1/4"	1/8"	.190"	.025 SQ.IN	PLMP-04-02	\$.69
*3/8"	1/8"	.275"	.059 SQ. IN	*PLMP-06-02	\$.82
1/4"	1/4"	.190"	.025 SQ.IN	PLMP-04-04	\$.80
*3/8"	1/4"	.285"	.063 SQ.IN	*PLMP-06-04	\$.80
*1/2"	1/4"	.346"	.094 SQ.IN	*PLMP-08-04	\$ 1.15
1/4"	3/8"	.190"	.250 SQ.IN	PLMP-04-06	\$.99
3/8"	3/8"	.285"	.063 SQ.IN	PLMP-06-06	\$ 1.06
*1/2"	3/8"	.410"	.132 SQ.IN	*PLMP-08-06	\$ 1.14
1/2"	1/2"	.410"	.132 SQ.IN	PLMP-08-08	\$ 1.61
*3/4"	1/2"	.564"	.250 SQ.IN	*PLMP-12-08	\$ 2.45
3/4"	3/4"	.660"	.363 SQ.IN	PLMP-12-12	\$ 2.50
1"	1"	.813"	1.050 SQ. IN	PLMP-16-16	\$ 8.94

* PL MP - 06 - 04

Thread -02=1/8" - 04=1/4" - 06=3/8" - 08=1/2" - 12=3/4"
 Hose - 04=1/4" - 06=3/8" - 08=1/2" - 12= 3/4"
 MP=Male Pipe
 FP=Female Pipe
 Push-Loc (No hose clamp required)
 High Flow (preferred size)

*Indicates preferred sizes for best flow rate

Full Flow - Push-Loc Hose to Female Pipe



HOSE (INSIDE DIAMETER)	THREAD SIZE	HOLE DIAMETER	FLOW AREA	PART NO.	PRICE
1/4"	1/8"	.19"	.025 SQ.IN	PLFP-04-02 ...	\$ 1.05
3/8"	1/8"	.28"	.063 SQ.IN	*PLFP-06-02 ...	\$ 1.05
1/4"	1/4"	.19"	.025 SQ.IN	PLFP-04-04 ...	\$ 1.51
3/8"	1/4"	.28"	.063 SQ.IN	*PLFP-06-04 ...	\$ 1.66
1/2"	1/4"	.41"	.132 SQ.IN	*PLFP-08-04 ...	\$ 1.81
3/8"	3/8"	.28"	.063 SQ.IN	PLFP-06-06 ...	\$ 2.10
1/2"	3/8"	.41"	.132 SQ.IN	*PLFP-08-06 ...	\$ 2.31
1/2"	1/2"	.41"	.132 SQ.IN	PLFP-08-08 ...	\$ 2.88
3/4"	3/4"	.67"	.352 SQ.IN	PLFP-12-12 ...	\$ 4.16

*Indicates preferred sizes for best flow rate

Barbed Male Fittings - Use with Hose Clamp



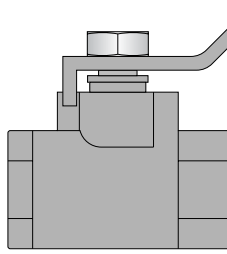
HOSE (INSIDE DIAMETER)	THREAD SIZE	HOLE DIAMETER	FLOW AREA	PART NO.	PRICE
1"	3/4"	.750"	.441 SQ.IN	*HCMB-16-12 ...	\$ 2.40
1"	1"	.875"	.601 SQ.IN	HCMB-16-16 ...	\$ 4.53
1-1/4"	1"	.940"	.694 SQ.IN	*HCMB-20-16 ..	\$ 18.30
1-1/4"	1-1/4"	.980"	.754 SQ.IN	HCMB-20-20 ..	\$ 23.60
1-1/2"	1-1/4"	1.280"	1.287 SQ.IN	HCMB-24-20 ..	\$ 32.29
1-1/2"	1-1/2"	1.214"	1.157 SQ.IN	HCMB-24-24 ..	\$ 38.25
2"	2"	1.824"	2.613 SQ.IN	HCMB-32-32 ..	\$ 43.36
2"	1-1/2"	1.728"	2.345 SQ.IN	HCMB-32-24 ..	\$ 63.25

*Indicates preferred sizes for best flow rate

Due to fluctuating brass prices, please check for current prices.

Valves, Bushings, Plugs and Coupling

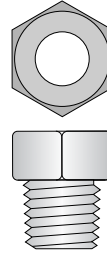
Full Flow Brass Ball Valves Female/Female



600 lbs.
water/gas/oil
(600WOG)

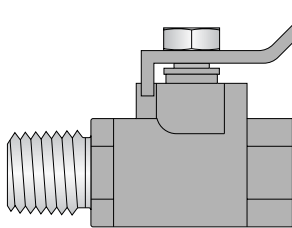
SIZE	PART NO.	PRICE
1/4"	BVF - 04\$ 8.15
3/8"	BVF - 06\$ 8.15
1/2"	BVF - 08\$ 8.65
3/4"	BVF - 12\$ 12.67
1"	BVF - 16\$ 20.13
1-1/4"	BVF - 20\$ 32.71
1-1/2"	BVF - 24\$ 38.31
2"	BVF - 32\$ 60.03

Reducer Bushings Brass Male/Female



SIZE	PART NO.	PRICE
1/4" x 1/8"	RB-04-02\$.79
3/8" x 1/8"	RB-06-02\$.96
3/8" x 1/4"	RB-06-04\$ 1.08
1/2" x 1/8"	RB-08-02\$ 1.75
1/2" x 1/4"	RB-08-04\$ 1.75
1/2" x 3/8"	RB-08-06\$ 1.75
3/4" x 1/8"	RB-12-02\$ 3.10
3/4" x 1/4"	RB-12-04\$ 3.15
3/4" x 3/8"	RB-12-06\$ 2.75
3/4" x 1/2"	RB-12-08\$ 2.88
1" x 1/2"	RB-16-08\$ 4.50
1" x 3/4"	RB-16-12\$ 3.79
1-1/4" x 3/4"	RB-20-12\$ 13.18
1-1/4" x 1"	RB-20-16\$ 13.18
1-1/2" x 3/4"	RB-24-12\$ 18.74
1-1/2" x 1"	RB-24-16\$ 18.74
1-1/2" x 1-1/4"	RB-24-20\$ 18.74

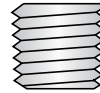
Full Flow Brass Ball Valves Male/Female



600 lbs.
water/gas/oil
(600WOG)

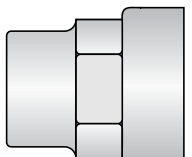
SIZE	PART NO.	PRICE
1/8"	BVM - 02\$ 15.18
1/4"	BVM - 04\$ 20.03
3/8"	BVM - 06\$ 20.03
1/2"	BVM - 08\$ 20.03
3/4"	BVM - 12\$ 31.97
1"	BVM - 16\$ 45.62

Brass Plugs



SIZE	PART NO.	PRICE
1/16" HEX	BP-01\$.34
1/8" HEX	BP-02\$.31
1/4" HEX	BP-04\$.79
3/8" HEX	BP-06\$ 1.02
1/2" HEX	BP-08\$ 1.47
3/4" SQ	BP-12\$ 3.25
1" SQ	BP-16\$ 3.68
1-1/4" SQ	BP-20\$ 6.98
1-1/2" SQ	BP-24\$ 9.52
2" SQ	BP-32\$ 15.10

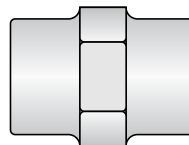
Reducer Couplings



FEMALE TO FEMALE

SIZE	PART NO.	PRICE
1"x1/2"	RC-16-08\$ 14.32
1"x3/4"	RC-16-12\$ 14.32
1-1/4"x1"	RC-20-16\$ 31.60
1-1/2"x1"	RC-24-16\$ 36.34
1-1/2"x1-1/4"	RC-24-20\$ 36.34
2"x1"	RC-32-16\$ 63.57
2"x1-1/4"	RC-32-20\$ 58.87
2"x1-1/2"	RC-32-24\$ 58.87

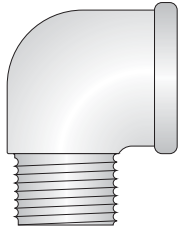
Female Couplings



SIZE	PART NO.	PRICE
1/8"	FC-02\$.76
1/4"	FC-04\$ 1.04
3/8"	FC-06\$ 1.73
1/2"	FC-08\$ 2.78
3/4"	FC-12\$ 6.70
1"	FC-16\$ 13.18
1-1/4"	FC-20\$ 22.02
1-1/2"	FC-24\$ 28.62
2"	FC-32\$ 43.58

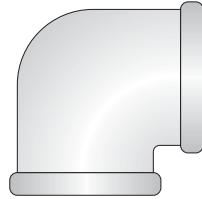
Brass Elbows and Brass Nipples

Brass 90° Street Elbow



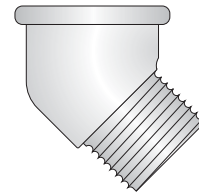
SIZE	PART NO.	PRICE
1/8"	SE-90-02	\$ 1.08
1/4"	SE-90-04	\$ 1.65
3/8"	SE-90-06	\$ 2.89
1/2"	SE-90-08	\$ 4.61
3/4"	SE-90-12	\$ 7.41
1"	SE-90-16	\$ 12.24
1-1/4"	SE-90-20	\$ 18.75
1-1/2"	SE-90-24	\$ 24.43
2"	SE-90-32	\$ 41.45

Brass 90° Elbow



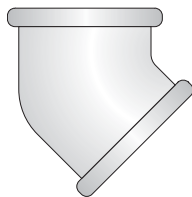
SIZE	PART NO.	PRICE
1/8"	EL-90-02	\$ 1.87
1/4"	EL-90-04	\$ 2.62
3/8"	EL-90-06	\$ 3.89
1/2"	EL-90-08	\$ 5.41
3/4"	EL-90-12	\$ 8.50
1"	EL-90-16	\$ 14.27
1-1/4"	EL-90-20	\$ 21.90
1-1/2"	EL-90-24	\$ 28.51
2"	EL-90-32	\$ 46.21

Brass Street 45° Elbow



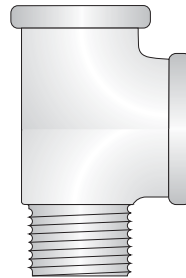
SIZE	PART NO.	PRICE
1/8"	SE-45-02	\$ 1.28
1/4"	SE-45-04	\$ 2.07
3/8"	SE-45-06	\$ 2.76
1/2"	SE-45-08	\$ 5.41
3/4"	SE-45-12	\$ 7.41
1"	SE-45-16	\$ 12.24
1-1/4"	SE-45-20	\$ 18.75
1-1/2"	SE-45-24	\$ 25.20
2"	SE-45-32	\$ 41.45

Brass 45° Elbow



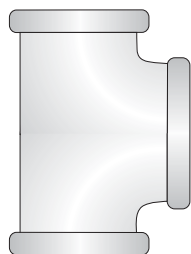
SIZE	PART NO.	PRICE
1/8"	EL-45-02	\$ 3.86
1/4"	EL-45-04	\$ 3.86
3/8"	EL-45-06	\$ 3.86
1/2"	EL-45-08	\$ 4.59
3/4"	EL-45-12	\$ 6.77
1"	EL-45-16	\$ 8.96
1-1/4"	EL-45-20	\$ 17.92
1-1/2"	EL-45-24	\$ 29.06
2"	EL-45-32	\$ 63.36

Brass Street Tee



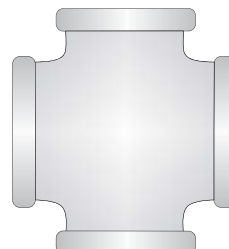
SIZE	PART NO.	PRICE
1/8"	ST-02	\$ 2.11
1/4"	ST-04	\$ 3.41
3/8"	ST-06	\$ 4.67
1/2"	ST-08	\$ 9.16
3/4"	ST-12	\$ 14.53
1"	ST-16	\$ 40.66
1-1/4"	ST-20	\$ 61.20

Brass Tee

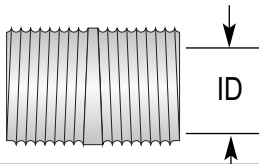


SIZE	PART NO.	PRICE
1/8"	BT-02	\$ 1.84
1/4"	BT-04	\$ 3.18
3/8"	BT-06	\$ 4.62
1/2"	BT-08	\$ 8.86
3/4"	BT-12	\$ 10.72
1"	BT-16	\$ 19.83
1-1/4"	BT-20	\$ 34.12
1-1/2"	BT-24	\$ 38.55
2"	BT-32	\$ 38.55

Brass Cross



SIZE	PART NO.	PRICE
1/8"	BC-02	\$ 2.42
1/4"	BC-04	\$ 4.08
3/8"	BC-06	\$ 5.10
1/2"	BC-08	\$ 9.75
3/4"	BC-12	\$ 14.78
1"	BC-16	\$ 38.03
1-1/4"	BC-20	\$ 64.35
1-1/2"	BC-24	\$ 76.05
2"	BC-32	\$ 91.60



Pipe Nipples Brass




	1/8" .296 ID	1/4" .364 ID	3/8" .493 ID	1/2" .622 ID	3/4" .824 ID	1" 1.049 ID	1-1/4" 1.380 ID	1-1/2" 1.610 ID	2" 2.067 ID
CLOSED	BN-02-01 \$.48	BN-04-01 \$.71	BN-06-01 \$ 1.30	BN-08-01 \$ 2.12	BN-12-01 \$ 2.83	BN-16-01 \$ 4.85	BN-20-01 \$ 7.31	BN-24-01 \$ 9.49	BN-32-01 \$ 14.64
2" LONG	BN-02-02 \$ 1.41	BN-04-02 \$ 1.57	BN-06-02 \$ 2.09	BN-08-02 \$ 2.57	BN-12-02 \$ 3.57	BN-16-02 \$ 5.97	BN-20-02 \$ 8.34	BN-24-02 \$ 10.22	BN-32-02 \$ 16.51
3" LONG	BN-02-03 \$ 1.75	BN-04-03 \$ 2.48	BN-06-03 \$ 3.20	BN-08-03 \$ 4.16	BN-12-03 \$ 4.86	BN-16-03 \$ 8.02	BN-20-03 \$ 11.15	BN-24-03 \$ 14.08	BN-32-03 \$ 18.02
4" LONG	BN-02-04 \$ 2.23	BN-04-04 \$ 2.81	BN-06-04 \$ 4.05	BN-08-04 \$ 4.94	BN-12-04 \$ 7.22	BN-16-04 \$ 10.49	BN-20-04 \$ 14.70	BN-24-04 \$ 18.32	BN-32-04 \$ 23.60
5" LONG	BN-02-05 \$ 6.23	BN-04-05 \$ 3.53	BN-06-05 \$ 9.80	BN-08-05 \$ 13.58	BN-12-05 \$ 9.81	BN-16-05 \$ 13.65	BN-20-05 \$ 17.97	BN-24-05 \$ 22.80	BN-32-05 \$ 34.62
6" LONG	BN-02-06 \$ 7.22	BN-04-06 \$ 10.17	BN-06-06 \$ 11.53	BN-08-06 \$ 16.53	BN-12-06 \$ 11.95	BN-16-06 \$ 15.38	BN-20-06 \$ 21.04	BN-24-06 \$ 27.09	BN-32-06 \$ 34.62

Due to fluctuating brass prices, please check for current prices.

Hose and Hose Clamps

Push-Loc Hose (No hose clamp required)



HOSE (ID)

1/4"
3/8"
1/2"
3/4"
1"

PART NO.

PLH-4-* \$ 1.23
PLH-6-* \$ 1.53
PLH-8-* \$ 1.76
PLH-12-* \$ 3.07
PLH-16-* \$ 4.07

PRICE PER FOOT

*Sold in 10' increments

*** SPECIFY COLOR:**

BLUE = B RED = R

MAXIMUM PRESSURE 150 P.S.I.

MAXIMUM TEMPERATURE 190° F

General Purpose Hose (Use with hose clamp)



HOSE (ID)

1-1/4"
1-1/2"
2"

PART NO.

GPH-20-* \$ 4.00
GPH-24-* \$ 4.85
GPH-32* \$ 7.36

PRICE PER FOOT

*Sold in 10' increments

*** SPECIFY COLOR:** BLACK = BLK RED = R

MAXIMUM PRESSURE 150 P.S.I.

MAXIMUM TEMPERATURE 190° F

Stainless Hose Clamps



DIAMETER RANGE FOR

3/8" - 7/8"
7/16" - 1"
9/16" - 1-1/16"
11/16" - 1-1/2"
1-1/16" - 2"
1-9/16" - 2-1/2"

PART NO.

SHC-6-14
SHC-7-16
SHC-9-17
SHC-11-24
SHC-17-32
SHC-25-40

PRICE EACH

\$ 1.58
\$ 1.58
\$ 1.63
\$ 1.68
\$ 1.68
\$ 1.68